





رمضان

Kids Activity Book



With Jibril & Jamilah



Welcome to our Ramadan Activity Book! We're Jamilah and Jibril, siblings on a mission to make this Ramadan special. We're thrilled to have you join us on this amazing journey. But before we get started, we'd love to get to know you better!

All About me:

My Name is:

My Favourite way to celebrate ramadan is:

My Favourite family tradition during ramadan is:

My Friends are:

My Favourite way to celebrate Eid is



Fasting Chart




We're challenging ourselves to fast as many days as we can—will you join us? Use this fun fasting chart to track your progress!

Each day you fast, colour in the number on the chart and celebrate your achievements.

Let's see how many days we can complete together this Ramadan!



Color code:

-  Green on the day you fast
-  Red on the day you don't fast
-  Orange on the day you only able to fast halfway through the day

Alhamdulillah I was able to fast

days of this Ramadan

1	2	3	4	5
6	7	8	9	10
11	12	13	14	15
16	17	18	19	20
21	22	23	24	25
26	27	28	29	30

30 Days of Good Deeds

Every day, we'll focus on a new act of kindness or worship to make a positive impact and grow closer to Allah. Are you ready to join us? Check out the 30-day challenge and *let's see how many good deeds we can complete together this Ramadan!*



Memorise a short surah.



Help set the table for iftar.



Say "Bismillah" before eating.



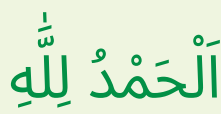
Give a kind compliment to someone.



Make a Ramadan card for family or friends.



Save money for sadaqah.



Say "Alhamdulillah" after meals.



Read or listen to one verse from the Qur'an.



Make a du'a list.



Share your toys with a sibling or friend.



Say a morning and evening du'a.



Help clean your room.



Learn a new hadith.



Smile at everyone today.



Recite Ayatul Kursi before sleeping.



Drink water at suhoor and thank Allah.



Write down three things you're grateful for.



Listen to a Ramadan story.



Pray all Salah on time.



Help your parents with a chore.



Make a Ramadan decoration.



Recite Surah Al-Fatiha with meaning.



Encourage a family member to pray.



Avoid arguing for the whole day.



Share a snack with someone.



Say "Assalamu Alaikum" to everyone you see.



Learn about Laylatul Qadr.



Do an act of kindness anonymously.



Make du'a for people in need.




Celebrate Eid by thanking Allah.

Donation Box

We're saving up to donate this Ramadan!

We've created a special money box you can cut out and assemble to keep your savings safe. Remember to ask an adult to help you with the scissors!



The back area of the donation Box

Your Good Action

Ramadan is a blessed month in which good deeds are rewarded more than usual. That is why it is a good idea to **increase our good actions during Ramadan**. Here is a list of some good actions that you could try to do during this month. Let's draw a picture of you doing the good deeds inside the circle!

Fasting

Praying

Reading Qur'an

Giving Charity

Ramadan Lantern

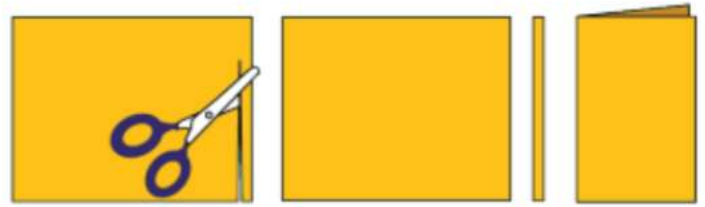
We're excited to help Mum *decorate for Ramadan!* We've created a beautiful lantern that we can design, decorate, and assemble together. Join us in this fun project! Remember to ask for help with cutting and assembling if needed!

01 Select Paper, Cut Handle and Fold

Start with colored paper. You can use the template attached or copier/computer paper (letter-size) or construction paper (9" by 12").

Cut off a strip of paper $\frac{1}{2}$ " wide from one end of the paper that measures the width of the paper— $8\frac{1}{2}$ " or 9".

Fold the sheet of paper in half lengthwise.



02 Mark Lines and Cut

Mark a line across the length of the folded paper $\frac{1}{2}$ " in from the open edge.

Make marks every $\frac{1}{2}$ " along this line, then draw lines at each mark straight to the folded edge—marking $\frac{1}{2}$ " wide strips.

Cut on these lines from the folded edge to the original marked line. Cut through both layers of paper. Open the paper flat. If the marks are very noticeable, gently erase them.



03 Mark Lines and Cut

Bring the edges together in a cylindrical shape with the cut strips running vertically. Be sure that the fold is on the outside of the lantern. Tape the edges together at the top, middle, and bottom. You may use staples instead of tape..

04 Add Handle and Hang

Attach the handle, cut in Step 1, to one end of the lantern with tape or staples.

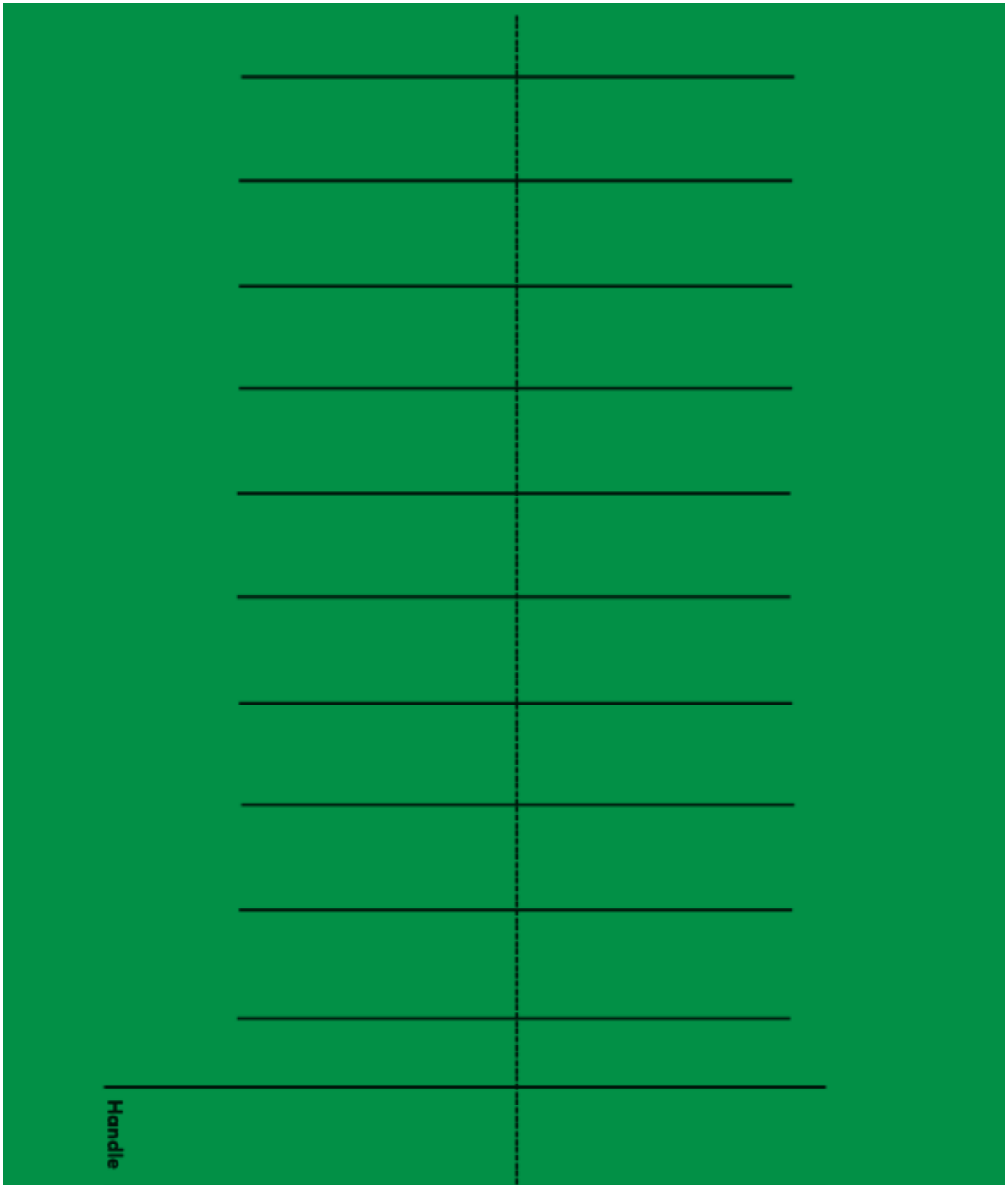
The lanterns will stand on their own. They can be hung individually from their handles or loosely tied at intervals along a cord or rope hung overhead.

Warning: This lantern is not meant to be used around fire or hot surfaces like light bulbs.



Source: <https://www.auntannie.com/PartyDecorations/ChineseLantern/>

Lantern Template



Fold -----
Cut _____


The back area of the lantern

Qur'an Bookmark


In Surah Al-Baqarah (2:185), Allah mentions, "The month of Ramadan (is the month) in which the Qur'an has been sent down as guidance for mankind..."

The Prophet Muhammad (peace be upon him) emphasised, "Whoever reads a letter from the Book of Allah, he will have a reward. And that reward will be multiplied by ten." (Tirmidhi).

Colour in and cut out this Qur'an bookmark to track your progress in recitation or gift it to someone to encourage them to connect more deeply with the Qur'an.



Date	Surah	Verses



Date	Surah	Verses

The back area of the bookmark

Tarawih Hunt

We need to get ready for Tarawih, but first, can you help us spot them all in our room?

- 4 Tasbihs
- 1 Qur'an
- 2 Hijabs
- 2 Kufi's (hats)
- 2 Apples
- 1 Clock
- 2 Pairs of glasses
- 2 Sajda



Ramadan Scramble

We're trying to solve these scrambled words, but we're stuck!

Can you help us figure them out? Each word is Ramadan-themed.

Let's work together to unscramble them and see what they spell!



Use the word in the box to help you unscramble the Ramadan words below

Qur'an	Fasting	Sacrifice	
Wajib	Allah	Islam	Salat
Charity	Muslim	Sunnah	

Ngsafti

Talas

Nuhnas

Caricifes

Lahal

Rnaqu

Jabiw

Summli

Samil

Tyrhaci

Ramadan Maze

We need to go to the mosque for Tarawih, but the path is tricky!
Can you help us *find the way through the maze* so we don't miss it? Grab a pencil and let's get started!



Spot the Differences


Can you help us *spot the differences between these two images?*

Take a close look and see if you can find them all! Let's see how many you can discover!



Color by Number

Colour in the picture by matching each section to its number. Once it's done, you can hang it up as a decoration or give it to someone as a thoughtful gift!



Color Code:



Asmaul Husna Search

Get ready for a fun Ramadan challenge! We've hidden some special words all about Asmaul Husna in this word search. *Can you find them all?*

M	A	L	B	A	A	S	I	T	K	W	P	B	B	A	A	H	H	A	W	L	A	J	B	Q
B	M	E	M	I	A	R	R	A	H	E	E	M	R	A	B	B	A	J	L	A	R	I	B	R
A	L	B	A	A	Q	I	A	R	R	A	Z	Z	A	A	Q	Y	A	L	B	A	D	E	E	E
Y	A	L	F	A	T	T	A	A	H	Z	Q	R	I	R	T	E	I	R	R	E	H	P	B	C

A	S	R	N	U	G	H	W	Y	I	G
X	X	M	F	S	G	V	B	F	D	M
R	O	T	R	W	W	A	R	Y	A	T
K	V	J	W	H	E	T	S	S	A	X

R	Y	A	U
R	J	L	D
R	A	B	A
A	L	A	L

X	R	R	X
S	T	A	A
G	Q	N	R
H	H	N	B

W	L	H	I
M	D	L	S

H	W	A	Q
D	A	R	A
D	A	I	A

H	N	A	R
F	A	F	I
Y	A	I	B

D	D	K	G	W	Y	U	G	A	A	W
R	N	I	S	U	H	X	R	L	B	P
Z	P	L	U	A	X	I	G	A	A	V
R	A	A	Y	X	A	X	B	Z	L	T

A	R	Y	B
A	I	G	I
S	T	K	D
S	H	Q	S

C	M	U	B
Z	H	F	A
R	A	B	K
A	R	W	A

Y	S	M					K	E	A	C
G	I	L					S	E	L	U

A	K	F	U
B	I	F	D
O	L	J	D

F	R	H	T
F	A	F	U
A	Z	Y	M

N	G	A					V	Z	E	E
F	A	S					K	J	E	A
E	I	S					Z	K	M	M

O	C	R	U
---	---	---	---

H	I	Y	L
---	---	---	---

X	O	A	B	U	D	A	L	M	U	M	I	N	N	R	W	R	Q	J	D	E	G	E	P	A
Y	K	L	B	Q	I	L	A	A	H	K	L	A	G	T	E	Z	L	K	X	O	L	G	N	N
L	A	A	A	B	U	L	R	R	I	W	W	A	S	U	M	L	A	R	B	T	A	D	H	B
Y	G	M	R	U	N	N	A	D	E	E	H	S	A	R	R	A	R	A	H	H	A	Q	L	A

30 Hidden Glorious Name of Allah

Note: The Following Names of Allah are hidden in ALL DIRECTIONS

Ad Dharr
An Nafi'
An Nur
Al Haadi
Al Badee'
Al Baaqi'

Al Waarith
Ar Rasheed
As Saboor
Ar Rahman
Ar Raheem
Al Malik

Al Quddus
As Salam
Al Mu'min
Al Muhaymin
Al Azeez
Al Jabbar

Al Mutakabbir
Al Khaliq
Al Baari'
Al Musawwir
Al Ghaffar
Al Qahhar

Al Wahhaab
Ar Razzaaq
Al Fattaah
Al 'aleem
Al Qaabid
Al Baasit

Answer Sheet

Note: The Following Names of Allah are hidden in ALL DIRECTIONS

Ad Dharr
An Nafi'
An Nur
Al Haadi
Al Badee'
Al Baaqi'

Al Waarith
Ar Rasheed
As Saboor
Ar Rahman
Ar Raheem
Al Malik

Al Quddus
As Salam
Al Mu'min
Al Muhaymin
Al Azeez
Al Jabbar

Al Mutakabbir
Al Khaliq
Al Baari'
Al Musawwir
Al Ghaffar
Al Qahhar


Al Wahhaab
Ar Razzaaq
Al Fattaah
Al 'aleem
Al Qaabid
Al Baasit

M	A	B	A	A	S	T	D	K	W	P	B	B	A	A	H	H	A	W	L	A	J	B	Q	
B	M	E	M	I	A	R	R	A	H	F	E	M	R	A	B	B	A	J	L	A	R	I	B	R
A	L	B	A	A	Q	D	A	R	R	A	Z	Z	A	A	Q	Y	A	L	B	A	D	E	D	E
Y	A	L	F	A	T	T	A	A	B	Z	Q	R	I	R	T	E	I	R	R	E	H	P	B	C

A	S	R	N	U	G	H	W	Y	I	G	R	Y	A	U	X	R	R	X						
X	X	M	F	S	G	V	B	F	D	M	R	J	L	D	S	T	A	A						
R	O	T	R	W	W	A	R	Y	A	T	R	A	B	A	G	Q	N	R						
K	V	J	W	H	E	T	S	S	A	X	A	L	A	L	H	H	N	B						
							W	L	H	I	H	W	A	Q	H	N	A	R						
							M	D	L	S	D	A	R	A	F	A	F	I						
D	D	K	G	W	Y	U	G	A	A	W	D	A	U	A	Y	A	U	B						
R	N	I	S	U	H	X	R	L	B	P	A	R	Y	B	C	M	U	B						
Z	P	L	U	A	X	I	G	A	A	V	A	I	G	I	Z	H	F	A						
R	A	A	Y	X	A	X	B	Z	L	T	S	T	K	D	R	A	B	K						
Y	S	M					K	E	A	C	S	H	Q	S	A	R	W	A						
G	L	L					S	E	L	U	A	K	F	U	F	R	H	T						
N	G	A					V	Z	E	E	B	I	F	D	F	A	F	U						
F	A	S					K	J	E	A	O	L	J	D	A	Z	Y	M						
E	I	S					Z	K	M	M	O	C	R	U	H	I	Y	L						
X	O	A	B	U	D	A	I	M	U	M	I	N	N	R	W	R	Q	J	D	E	G	E	P	A
Y	K	L	B	Q	I	L	A	A	H	K	L	A	G	T	E	Z	L	K	X	O	L	G	N	N
L	A	A	A	B	U	L	R	R	I	W	W	A	S	U	M	L	A	R	B	T	A	D	H	B
Y	G	M	R	U	N	N	A	D	E	F	H	S	A	R	R	A	R	A	H	H	A	Q	L	A

I Spy Ramadan

It's time for an exciting Ramadan-themed I Spy game!
Look carefully at all the icons on the page and find the ones we've listed for you.
Can you spot them all?



- 7 
- 5 
- 11 
- 2 
- 15 
- 3 
- 1 
- 12 
- 14 
- 4 
- 8 
- 6 
- 9 
- 10 
- 13 

Ramadan Help




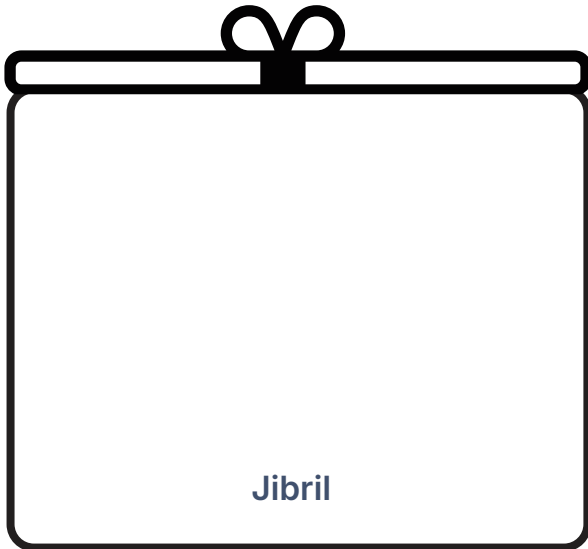
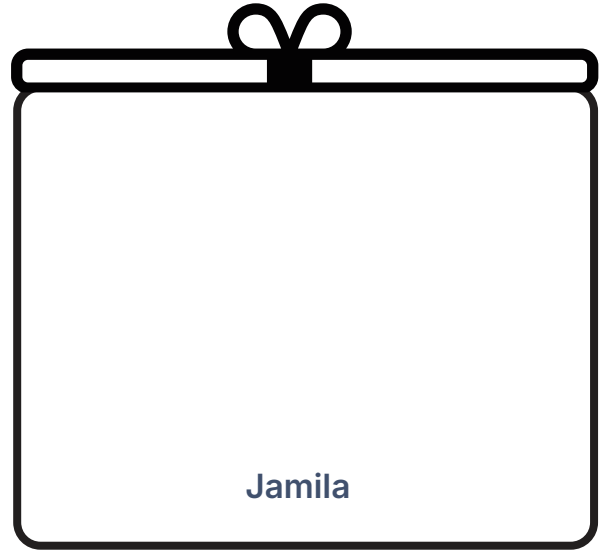
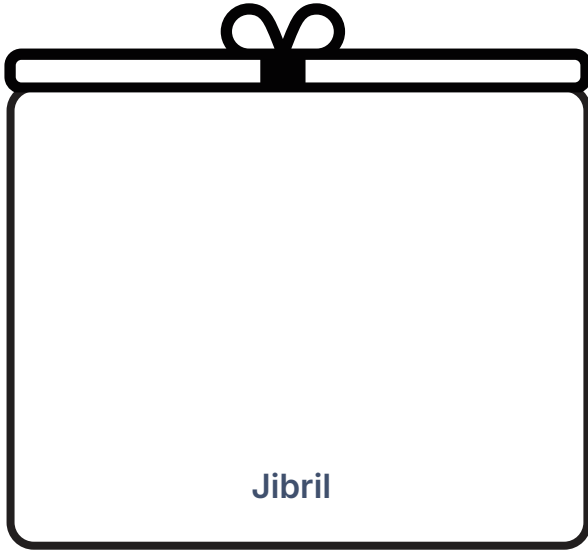
One morning Jibril was making his way to school when he noticed a boy walking a little ahead of him. All of a sudden it started to rain and Jibril quickly pulled out his umbrella.

He then realised the boy in front of him didn't have one and was getting wet. Jibril felt bad for the boy and decided to:

Draw the picture of this story:

Eid Gifts

We cant decide what to
get each other for eid.
*Draw some options for us
to choose from*



Thank You

Thank you for joining us on this special journey through Ramadan!
We loved sharing these activities with you and hope you had fun learning
and exploring. *We're so proud of you for all your efforts! Wishing you and
your family a blessed Ramadan and a joyful Eid!*
- Jamilah & Jibril



What I like about Eid

A large, empty, rounded rectangular box with a light green background, intended for a child to write their response to the question above.

Ramadan Promise

Ramadan is almost over! *Write a special Ramadan Promise to keep its spirit alive until next year.*

Remember, Ramadan is about growing closer to Allah, spreading kindness, and making every moment count.



www.maainternational.org.au/